

Spectrum Fabric Acoustic Panels

A range of fabric faced wall and ceiling panels designed to absorb sound and reduce reverberation noise.


ADVANTAGES

- Excellent acoustic properties
- Range of finishes to complement any design
- Range of fixing systems for all scenarios
- BB93 compliant for use in schools
- Easy to maintain and clean
- Fire rated to BS476 Class 0

APPLICATIONS

Spectrum panels reduce reverberated noise resulting in more productive, safer and comfortable environments. Typical applications include:

- Education Facilities
- Offices
- Theatres
- Recording Studios
- Home Cinemas
- Interview Rooms
- Sports Halls
- Churches
- Restaurants
- Civic amenities



COMPOSITION

- Core: 65KG / M3 Glass wool
- Internal frame: MDF (not visible)
- Covering: Polyolefin fabric (as standard)
- Manufactured in the UK

STANDARD SIZES

- 575mm x 575mm
 - 1150mm x 575mm
 - 1500mm x 575mm
- Other sizes available on request up to a maximum of 1200mm x 3000mm (subject to fabric and fixing limitations)

THICKNESS

- 25mm
 - 50mm
 - 100mm
- Other thicknesses available upon request.

WEIGHT (NOMINAL)

- 25mm: 3.25KG / M2
- 50mm: 5KG / M2
- 100mm: 8KG / M2

ACOUSTIC PERFORMANCE

Acoustic test data is provided below. All the data we publish has been generated in approved acoustic testing facilities according to recognised acoustic test standards. Certificates are available on request.

If you don't see what you need please contact us. We are regularly developing and testing new acoustic treatment and sound proofing products.

| Panel Thickness | Mounting Method* | Absorption Coefficient / Frequency Band | | | | | | NRC | Absorber Class |
|-----------------|------------------|---|-------|-------|------|------|------|------|----------------|
| | | 125Hz | 250Hz | 500Hz | 1KHz | 2KHz | 4KHz | | |
| 25mm | Flush mounted | 0.07 | 0.31 | 0.76 | 1.02 | 1.09 | 1.10 | 0.80 | C |
| 25mm | 25mm air gap | 0.11 | 0.42 | 1.01 | 1.12 | 1.09 | 1.08 | 0.90 | C |
| 25mm | 50mm air gap | 0.18 | 0.55 | 1.13 | 1.10 | 1.05 | 1.02 | 0.95 | B |
| 50mm | Flush mounted | 0.32 | 0.90 | 1.15 | 1.10 | 1.09 | 1.10 | 1.05 | A |
| 50mm | 25mm air gap | 0.35 | 1.04 | 1.21 | 1.15 | 1.10 | 0.98 | 1.15 | A |
| 50mm | 50mm air gap | 0.41 | 1.02 | 1.15 | 1.10 | 1.03 | 1.00 | 1.11 | A |
| 100mm | Flush mounted | 0.89 | 1.11 | 1.20 | 1.27 | 1.27 | 1.25 | 1.17 | A |

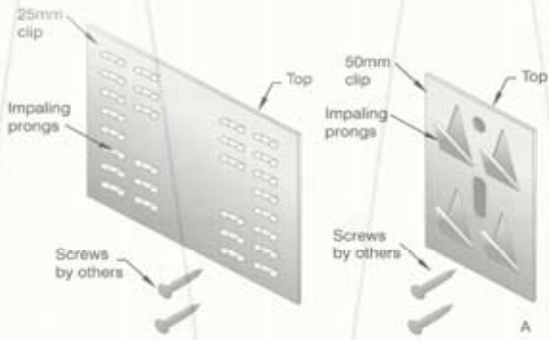
*Mounting method describes whether the panel was tested flush against the wall or with an air gap behind it



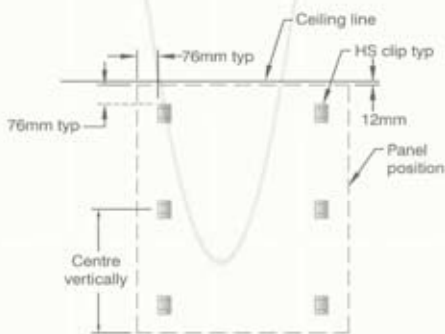
See page 2 for installation methods and technical sales contact details.

Spectrum Fabric Acoustic Panels

Installation Methods



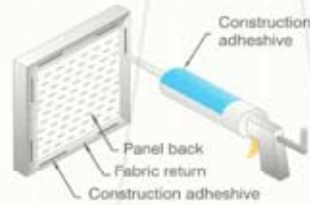
A



B

Clip placement is approximate
NOTE: See chart for typ number of clips per panel

Construction adhesive optional

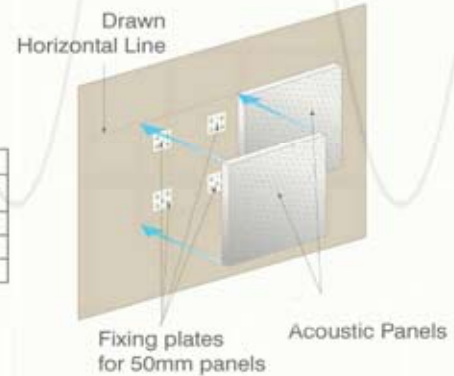
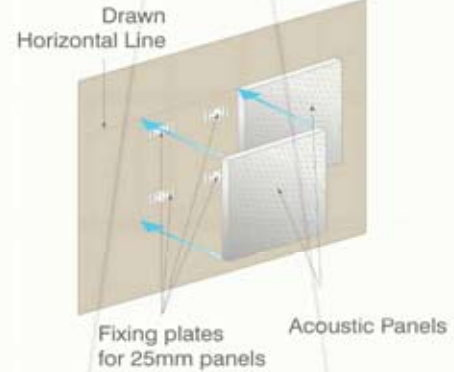


C (Adhesive to be applied to fabric return only)

- Determine where panels are to be installed (allow 12mm gap between panel and ceiling)
- Screw HS clips into place on wall per detail B and clip chart below
- Clean wall surface and apply construction adhesive to panel back as shown in detail C (adhesive to be applied to fabric return ONLY)
- Position panel approximately 12mm higher than desired panel resting position and impale panel onto clips with a downward motion

| 50mm Panels | | 25mm Panels | |
|-------------------|--------------|-------------------|--------------|
| Panel length (mm) | No. of clips | Panel length (mm) | No. of clips |
| Up to 610 | 4 | 1000 | 4 |
| 610 to 1200 | 4 | 1500 | 6 |
| 1200 to 1500 | 4 | All other sizes | 8 |
| 1800 to 2400 | 6 | | |
| 2400 to 3000 | 6 | | |

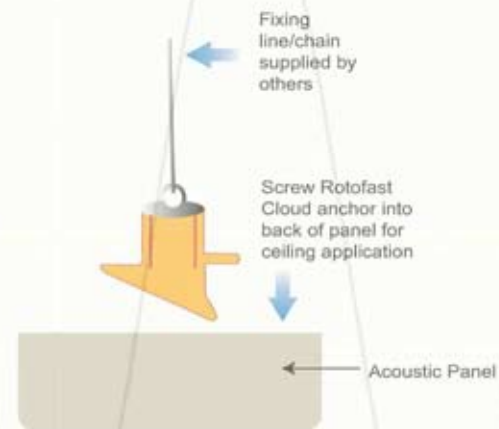
NOTE: Impaling prongs may be bent further to eliminate 12mm gap (Construction adhesive **MUST** be used when prongs are adjusted)



1000mm x 1000mm panels shown



Rotofast Cloud



ACOUSTIC PRODUCTS LIMITED
70C High Street
Whitstable
Kent
CT5 1BB

TEL: 01227 281140
FAX: 01227 281141
enquiries@acoustic-products.co.uk
www.acoustic-products.co.uk